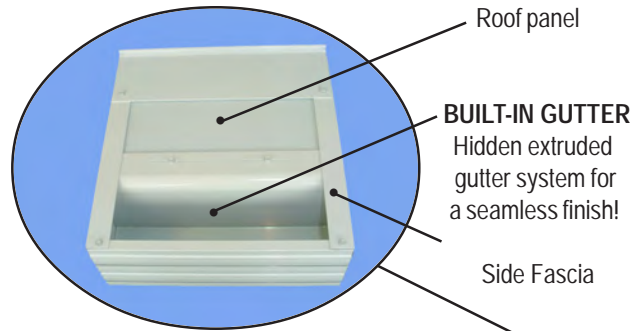


Betterliving


SUNROOMS

Pure Vinyl with Thru-color and UV inhibitors! • Factory trained installers • 50 Year Transferable Manufacturers Warranty • Lifetime on glass




Roof panel
BUILT-IN GUTTER
 Hidden extruded gutter system for a seamless finish!
 Side Fascia


ROOF PANEL
 1.5 lb Polystyrene core laminated to aluminum and coated with a baked-enamel, Krystal Kote® finish. Available in 3", 4.5", or 6" for strength and increased thermal performance.



MULLION / SIDE JAMBS
 Engineered for support and to prevent racking and flexing of the frames. Hidden electrical raceway for easy wiring and flush mounted outlets and switches!



ADJUSTABLE HEADER
 Designed to evenly distribute the weight on the load bearing wall.



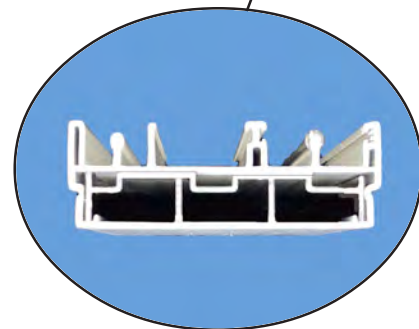
CORNER POST
 T-6 Aluminum with air space between the aluminum and vinyl for maximum strength and thermal performance.



INTERLOCKING FRAMES - Interlocking rails include weather stripping built into the track to keep the windows and doors secure, air, water and bug tight.

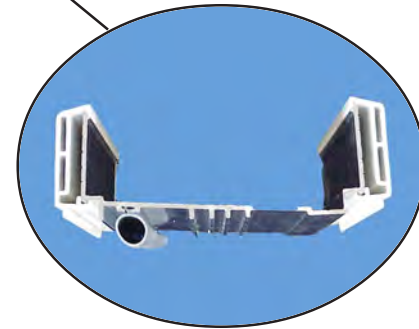
WALL & DOOR & WINDOW SYSTEM - Integrated units for a complete system with no visible screws! We use the same rollers for the glass windows / doors. Screenwire is powder-coated black aluminum for strength and reduced glare.

WEATHER STRIPPING - Built right into the tracks of the mainframes and interlocks. It won't dry rot or crack -- retaining its flexibility and pliability.




DOOR / WINDOW SILL
 Custom floor channel features built-in weather stripping with pre-punched weep holes for drainage. The cadmium plated rollers ride on a Monorail track with a stainless steel cover.


GLASS
 Tempered Safety Glass with Low E and Argon standard in ALL units including kneewalls and transoms!




FLOOR CHANNEL SYSTEM
 Built-in pitch, sill gasket, and pre-punched, elongated hidden weep holes all work to direct water away from the patio room. Installation techniques insure proper caulking and lag placement to meet or exceed building codes.




PANEL / WALL HANGER
 Structural support and thermally broken design to allow for expansion and maintain a water tight seal when lagged onto the second floor sill plate, rafter tails or studs depending on the application. Adjustable up to 4/12 roof pitch.



WINDOW & DOOR HANDLES
 Window and door handles match for a complete look. These low profile handles are available in White, Sand and Polished Brass.



SCREEN HANDLE
 Screen handles color matched in white or desert sand. Child safety locks provide added protection.



FULLY ADJUSTABLE ROLLER WHEELS
 Hardened steel dipped in cadmium protects against weather. Maintenance-free lubricated steel ball bearings ride on a stainless steel track for easy operation.

Betterliving

SUNROOMS

Pure Vinyl with Thru-color and UV inhibitors! • Factory trained installers • 50 Year Transferable Manufacturers Warranty • Lifetime on glass


INTERLOCKING FRAMES - Interlocking rails include weather stripping built into the track to keep the windows and doors secure, air, water and bug tight.

WALL & DOOR & WINDOW SYSTEM - Integrated units for a complete system with no visible screws! We use the same rollers for the glass windows / doors. Screen wire is powder-coated black aluminum for strength and reduced glare.

GLASS - Tempered Safety Glass with Low E and Argon are standard in ALL units including kneewalls and transoms!


WEATHER STRIPPING - Built right into the tracks of the mainframes and interlocks. It won't dry rot or crack --retaining its pliability and flexibility.

BUILT-IN GUTTER
Hidden extruded gutter system for a seamless finish!




ROOF PANEL

1.5 lb Polystyrene core laminated to aluminum and coated with a baked-enamel, Krystal Kote® finish. Available in 3", 4.5", or 6" for strength and increased thermal performance.



A FRAME ROOF SUPPORT

Engineered Laminated Beams secure the roof panels with Themally Broken Panel Hangers to allow up to a 4/12 Pitch.




ADJUSTABLE HEADER

Designed to evenly distribute the weight on the load bearing wall.



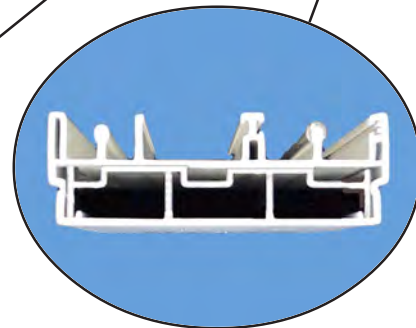
MULLION

Engineered for support and to prevent racking and flexing of the frames. Hidden electrical raceway for easy wiring and flush mounted outlets and switches!



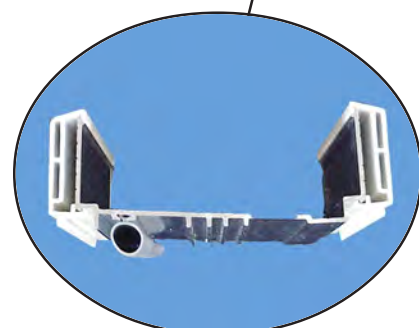
CORNER POST

T-6 Aluminum with air space between the aluminum and vinyl for thermal performance and maximum strength.



DOOR / WINDOW SILL


Custom floor channel features built-in weather stripping with pre-punched weep holes for drainage. The cadmium plated rollers ride on a Monorail track with a stainless steel cover.



FLOOR CHANNEL SYSTEM


Built-in pitch, sill gasket, and pre-punched, elongated hidden weep holes all work to direct water away from the patio room. Installation techniques insure proper caulking & lag placement to meet or exceed building codes.

Weep holes are pre-punched at the factory for excellent water control




FULLY ADJUSTABLE ROLLER WHEELS

Hardened steel dipped in cadmium protects against weather. Maintenance-free lubricated steel ball bearings ride on a stainless steel track for easy operation.




WINDOW & DOOR HANDLES

Window and door handles match for a complete look. These low profile handles are available in White, Sand and Polished Brass.



SCREEN HANDLE

Screen handles color matched in white or desert sand. Child safety locks provide added protection.



HORIZONTAL SUPPORT

Our horizontal support is designed for increased strength for the windows and transoms. Built in electrical raceway for a clean functional look.

